

2021

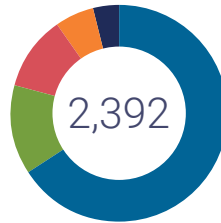
ANNUAL REPORT

Californians Reached By Our Financial Education

TOTAL SERVED

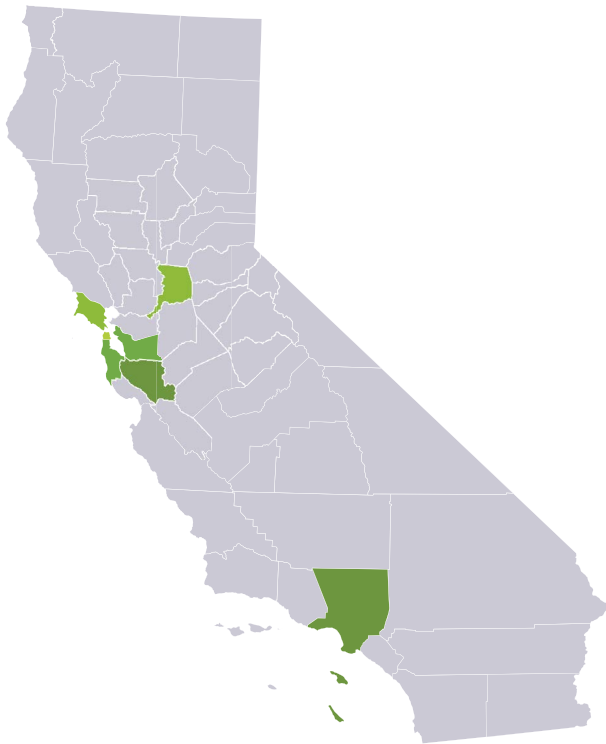
2,620

Virtual Class Participants



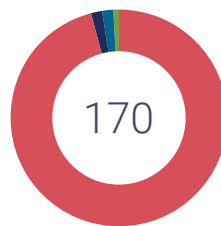
Foundations	1575
Pathways	324
Footings	264
SAFE	139
Shortened Sessions	90

Program Participants by County



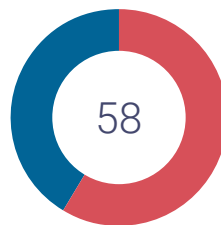
Los Angeles	1,952	Sacramento	80
Santa Clara	140	Marin	28
San Mateo	88	San Francisco	15
Alameda	81		

On-Demand Video Participants



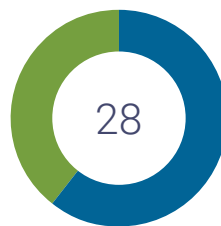
Footings Step 1 Interactive	163
Footings Step 2	3
Foundations	3
Pathways	1

In-Person Program Participants



Footings	34
Foundations	24

Programming Partners



Community Partners	17
K-12 & Postsecondary	11

Volunteer Engagement



# of New Volunteers Trained	136
# of Active Volunteers	72
Average Hours Per Volunteer	3.04

87% YOUTH

13% ADULTS

QUOTES FROM PARTNERS

"Our partnership with Financial Beginnings is integral to our commitment in providing financial literacy to underserved communities. The curriculum is straightforward and easy to teach, and the program staff is amazing - easy to work with, provides training, and communicates with our volunteers every step of the way. We are so grateful to work alongside our friends at Financial Beginnings to empower youth and adults to take control of their financial futures.

- Carrie Gan, East West Bank

"Financial Beginnings is a very well put together program. The courses are available for all ages and definitely prepared our next generation to learn how to budget, and to learn the importance of credit scores and how investments work. We highly recommend implementing Financial Beginnings in every school and organization!"

- Michelle Pagtakhan, Founder, You Run This Town Foundation

Financial Education Impact

Banking

"I know how to choose a bank or credit union that benefits me."



Before 33%



After 98%

Budgeting

"I know how to keep my budget relevant when my financial circumstances change."



Before 45%



After 97%

Credit

"I know how to access and read my credit report."



Before 38%



After 90%

Investing

"I know my options for retirement savings."



Before 39%



After 89%

Risk Management

"I know how to compare various insurance coverage and costs to choose the right plan for me."



Before 18%



After 88%

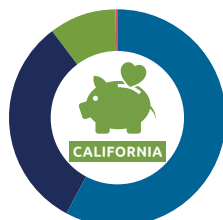
Financial Report

TOTAL INCOME

112,834

TOTAL EXPENSES

109,092



Corporate Donations

\$72,800

Foundation Grants

\$40,000

Government Support

\$12,824

Individual Donations

\$34

Funding Partnerships

\$30,000+

Fairbridge Foundation
Intuit

\$5,000+

East West Bank
Sterling Bank

\$100+

Institute of Contemporary Art, Los Angeles

\$10,000+

First Tech Federal Credit Union
Pacific Premier Bank

\$2,500+

Banner Bank
Boston Private
Umpqua Bank
Universal Bank

**THANK YOU DONORS
AND SPONSORS!**

Board of Directors

NIRAV DESAI

Qubera Wealth Management

BRANDON FALLON

M.A.

SREED PISHARATH

CPA - Retired



FINBEGCA.ORG